

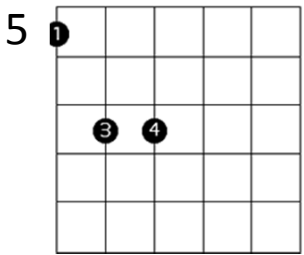
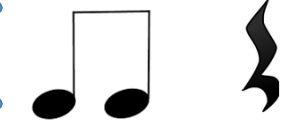
Stairway to Heaven Break Down

Directions:

1. Learn the Chord Progression. A, G, F
(if the whole chord shape is too difficult, just play the lowest note on the 6th string for now)
2. Practice the A minor pentatonic scale.
(go from 6th string up to the 1st string and back)
3. Try improvising with this part in mind using the A minor pentatonic scale.
(start by improvising using only one string. As this becomes natural try using the other strings of the scale. Keep it simple and have fun!)
4. Practice the Vocal Melody Tab.
(this is from the point in Stairway to Heaven that starts “and as we wind on down the road”)

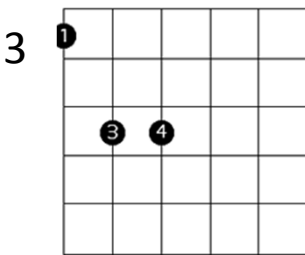

Stair Way to Heaven Break Down

A

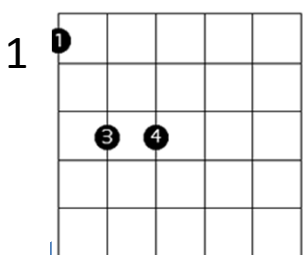

1 & 2 &

G

3 & 4 &


F

1 @ 2 & 3 e

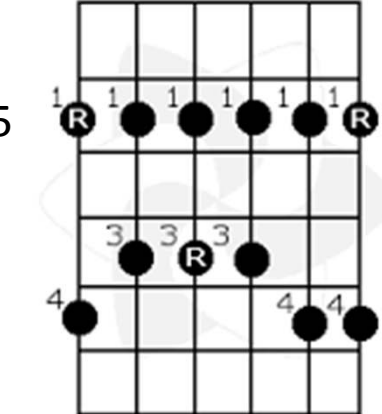
(1e+a) (3e+a)

F G



4 &

A Min Pent 1



Tab: Vocal Melody

2.-----5-----5
 3.---5-4-----5 4--44-----7-5-4-45 -----77-5-4
 4. 777---7--5 7 --- 777 -----7-----7-- 777-----7--777 -----7